

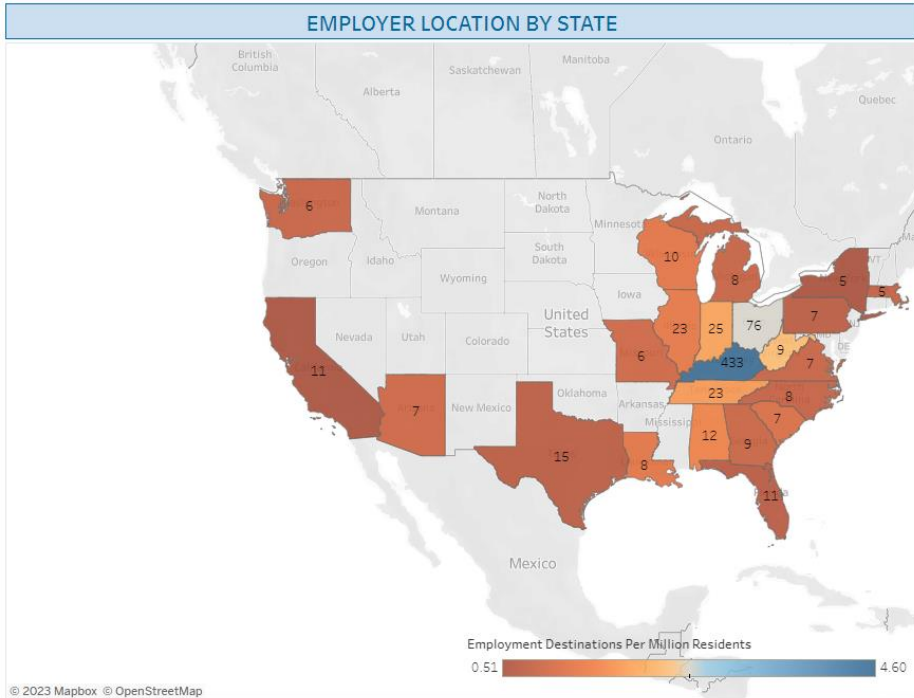
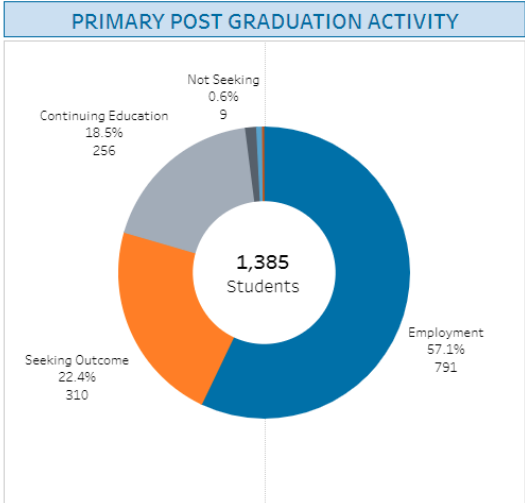
FIRST DESTINATION AND CAREER OUTCOMES FOR THE UNIVERSITY OF KENTUCKY

Academic Year: (All) | Major College: Engineering | Major: (All)

Based on the filters set above, the total number of graduates/repondents selected is:

Count of Graduates	Count of Respondents	Response Rate
1,635	1,385	84.7%

Updated semi-annually, the UK First Destination Dashboard provides a window to the initial career destinations of recent University of Kentucky bachelor's degree graduates. Data is collected through an online survey administered by the Office for Institutional Research, Analytics, and Decision Support before graduation each August, May, and December. UK conducts follow-up research with recent graduates and secondary data sources for a period of six months following graduation to obtain the most accurate information about post-graduation plans. The information reflected is self-report data from recent graduates that has been analyzed and consolidated. Survey response rates vary across academic year, college, and academic major.



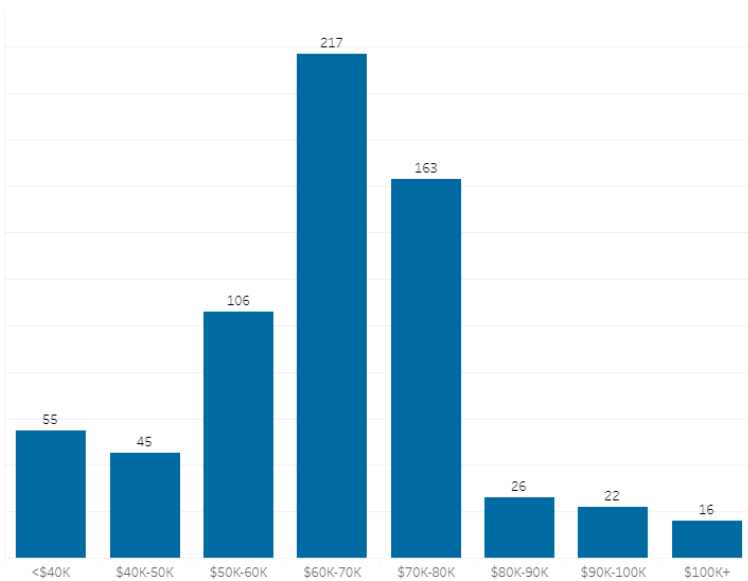
INTERNATIONAL LOCATIONS

Oman	4
Canada	2
United Kingdom	2
Australia	1
India	1
Japan	1
Mozambique	1
Saudi Arabia	1

*Selecting a state will filter the dashboard. Click the state again to deselect. State data is hidden when count < 5.

INDUSTRY	EMPLOYER NAME	JOB TITLE
Engineering & Manufacturing	Kentucky Transportation Cabinet	Project Engineer
Aerospace/Aviation/Defense	University of Kentucky	Software Engineer
Construction & Real Estate	Lockheed Martin Corporation	Mechanical Engineer
Energy & Utilities	Marathon Petroleum Corporation	Engineer
Manufacturing	Windstream Communications	Design Engineer
Automotive	Schneider Electric	Process Engineer
Information Technology	CMTA	Field Engineer
Government (Local, State, Federal)	General Electric (GE) Appliances	Software Developer
Other	Belcan, LLC	Electrical Engineer
Food & Beverage	Epic Systems	Quality Engineer
Healthcare	General Electric (GE) Aviation	Engineer in Training
Telecommunications	Gray Construction	Civil Engineer
Pharmaceutical	Bastian Solutions	Engineer I
	Denham-Blythe Company, Inc.	Manufacturing Engineer
	Lexmark	Application Developer
	Sazerac	Management Trainee
	United Parcel Service (UPS)	Production Engineer
	Altec Industries, Inc.	Engineer 1
	Badger Technologies	Environmental Engineer
	Boeing	Management Associate
	Cummins	N/A
	Johnson & Johnson	Defining Engineer

SALARY DISTRIBUTION	SALARY STATISTICS
---------------------	-------------------



Graduates Reporting Income:	650
Median Income:	\$65,000
Mean Income:	\$63,390

*Income data is hidden when count < 5.

FURTHER EDUCATION	INSTITUTION NAME
Grad Degree	University of Kentucky
Master's degree (any field) or Educational Specialist degree (e.g. M.A., M.S., M.B.A., M.F.A., M.S.W., M.L.S., M.Ed, Ed.S.)	Vanderbilt University
Ph.D. (any field), Ed.D.	The University of Texas at Austin
Medicine professional degree (e.g. M.D., D.O.)	University of Louisville
Other degree or certification	Northwestern University
Additional Bachelor's degree (any field) (e.g. B.A., B.S., B.S.N.)	University of Cincinnati-Main Campus
Dentistry professional degree (e.g. D.D.S., D.M.D.)	University of Colorado Boulder
	Cornell University
	Georgia Institute of Technology-Main Campus
	Pennsylvania State University-Main Campus
	The University of Tennessee-Knoxville
	University of Central Florida
	University of Massachusetts-Amherst
	Virginia Polytechnic Institute and State University
	Arizona State University-Tempe
	Arkansas State University System
	Auburn University
	Brown University
	Carnegie Mellon University

INTERNSHIPS BEFORE GRADUATION

