



Kentucky's
Bluegrass Region

From the farm to the Factory.

FOOD & BEVERAGE PROCESSING HIGHLIGHTS

The Greater Lexington Region is a **Top 10 metro** in the nation for food manufacturing.

The University of Kentucky has the **No. 1 rated** Agriculture Education program in the country.

Kentucky ranks **sixth in the nation** for number of farms, which account for more than half the total acres in the state.

In Good Company

More than 30 global and national food & beverage companies call Greater Lexington home.

Wilde Brands is an innovative producer of high-protein, keto-diet-friendly snack chips. The company owns and operates a 50,000 sq. ft. facility in Winchester—the only USDA chip manufacturing facility in the world.

Jif Peanut Butter, owned by J.M. Smucker Co., started in Lexington in 1964. The factory near downtown is the largest peanut butter producing facility in the world.

Bespoken Spirits creates craft spirits using an advanced accelerated maturation process to age whiskey and other spirits. Relocated from San Francisco, they recognized the economic benefits of the region's distilling ecosystem.



For a full list of Food & Beverage Processing companies in the Greater Lexington Region, scan the QR code.

From research and development to high-capacity production, the Greater Lexington region is a hub for Food & Beverage Processing, featuring:

Programs at Eastern Kentucky University that provide students with hands-on experience in livestock management and crops

A range of aquaculture research opportunities at Kentucky State University

A No. 16 ranking for percentage of population in the U.S with a bachelor's degree or higher*

*Lexington ranking

From logistics to the cost of doing business, the state of Kentucky features:

Global shipping hubs for three logistic giants, making the state No. 2 in the nation for air cargo weight

A No. 1 ranking from CNBC for the lowest cost of doing business in the U.S.

Labor costs that are 18% below the U.S. average

Industrial electricity prices that are the lowest east of the Mississippi, and some of the lowest in the country

SUCCESS STORY

At Jif, we are grateful for our longstanding partnership with Lexington and look forward to continued innovation and excellence in the years to come. As the Plant Manager of the J.M. Smucker Company and our Jif manufacturing facility in Lexington, KY, I can attest to the business' success in this city since the 1950s. Lexington's rich agricultural heritage, skilled workforce, and business-friendly environment have been pivotal to our success. The community's unwavering support, coupled with the city's strategic location and robust infrastructure, have enabled us to grow and thrive over the years.



Sanjay Chitnis
Plant Manager
J.M. Smucker Co.






HERE'S OUR PROOF

Kentucky produces >95% of the world's supply of bourbon.

—Kentucky Distillers' Association

Learn more at locateinlex.com

Logistics

-  Connected to more than **2/3rd of population** via I-64 and I-75
-  **389** destinations within one stop of LEX
-  **100+** daily flights from within an hour using LEX, CVG, and SDF
-  Lexington's UPS Ground Hub delivers to **90% of U.S. zip codes** within 3 days
-  Within **75 miles** of a UPS cold storage facility and overnight worldwide delivery



Scan the QR Code to view available sites and buildings at the **Greater Lex Property Database**.

UK James B. Beam Institute for Kentucky Spirits brings together more than 60 researchers from across the University of Kentucky campus, and the country, to work on R&D related to distillation, wine and brewing.



Employment and Average Annual Wage

FOOD MANUFACTURING

2,597 Employment | **\$50,188** Average Annual Wage

BEVERAGE MANUFACTURING

2,303 Employment | **\$64,818** Average Annual Wage

Source: JobsEQ, Data as of 2024Q1

Did you know?

Throughout the Commonwealth of Kentucky there are more than 350 food and beverage facilities and 60 food and beverage distributors supporting 50,000 employees.

Source: Kentucky Cabinet for Economic Development

Cost of Living

MSA	COLI	Average Annual Salary	Purchasing Power
Lexington	92.0	\$60,676	\$65,953
Raleigh-Durham	98.3	\$70,260	\$71,475
Philadelphia	107.8	\$74,389	\$69,004
Chicago	111.1	\$75,925	\$68,336
Seattle	130.6	\$104,600	\$80,102
Boston	138.1	\$96,334	\$69,757
NYC	142.1	\$92,879	\$65,380
Washington, D.C.	143.2	\$92,320	\$64,470
Los Angeles	150.7	\$78,588	\$52,143
San Francisco	151.4	\$125,098	\$82,615

Source: C2ER, Cost of Living Index, Annual Averages 2023

Major Occupations

SUPPORTING FOOD & BEVERAGE

Occupation	Mean Annual Wages	Employment
Packaging and Filling Machine Operators and Tenders	\$44,300	1,334
Food Batchmakers	\$43,800	380
Separating, Filtering, Clarifying, Precipitating, and Still Machine Setters, Operators, and Tenders	\$52,100	321
Laborers and Freight, Stock, and Material Movers, Hand	\$39,500	7,277
First-Line Supervisors of Production and Operating Workers	\$77,200	2,192
Industrial Truck and Tractor Operators	\$46,600	1,750
Sales Representatives, Wholesale and Manufacturing, Except Technical and Scientific Products	\$76,100	2,579

Total 15,833

EDUCATED WORKFORCE

More than 66,000 students enrolled across 10 colleges & universities.

—U.S. Census

Learn more at locateinlex.com



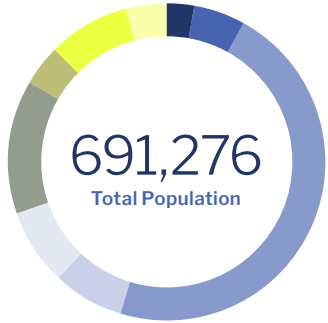
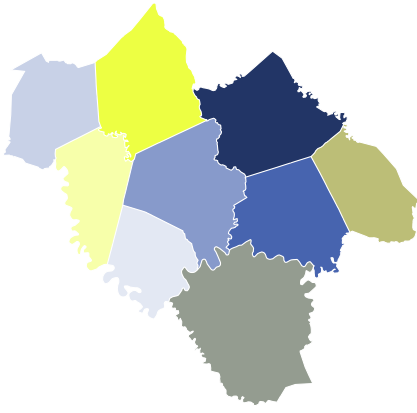
Kentucky's Bluegrass Region

Greater Lexington Snapshot

GREATER LEXINGTON REGION POPULATION

County

Bourbon	20,174
Clark	37,004
Fayette	321,122
Franklin	51,563
Jessamine	53,792
Madison	94,064
Montgomery	28,271
Scott	58,269
Woodford	27,017
Region	691,276



EDUCATED WORKFORCE

36.9 Median Age

83.7% Prime Age Labor Force

39.9% Education (Bachelors +)

INDUSTRY SECTORS

15% Health Care & Social Assistance

11.2% Manufacturing

9.8% Educational Services

EMPLOYMENT NUMBERS

387,987 Total Employment

\$60,016 Average Annual Wage

\$68,377 Median Household Income

GROSS DOMESTIC PRODUCT

\$49 billion Total Gross Domestic Product

\$7B Manufacturing

\$5.9B Health Care & Social Assistance

\$6.1B Real Estate

HOUSING MARKET

\$245,048 Median House Value

Source: JobsEQ, American Community Survey 2023

